

Midwifery-led care during labour and birth

- Midwife-led continuity of care models lead to good outcomes for mother and child.
- Midwives safeguard the natural course of labour and birth.



Birth environment

- Outside the hospital**
- 43.8% at home
 - 9.8% at a midwife-led unit
 - 0.06% born before arrival

- Inside the hospital**
- 17.5% with an autonomous midwife
 - 11.5% at a midwife-led unit

Referrals to the hospital (17.4%)



Freedom of mobility

- Most frequently chosen birth position was All fours: 43% outside the hospital and 34% inside the hospital
- Few women give birth on their back: 8% outside the hospital, 19% inside the hospital

Monitoring of the baby's heartbeat

Method most applied: intermittent auscultation with handheld Doppler (87% outside the hospital), intermittent auscultation using the CTG machine (58% inside the hospital).





Waterbirth

Almost half of the women give birth in water: 43% outside the hospital and 41% inside the hospital



Birth of the placenta

		
Physiological birth of the placenta:	88%	74%
Blood loss < 500 ml:	84%	87%

Perineum

		
No perineal trauma	41%	30%
Episiotomy	1%	1%
3rd and 4th degree perineal trauma	1.1%	2.2%





Postpartum

No complications for the mother: 97% outside the hospital and 94% inside the hospital.



Baby

		
1-min APGAR* \geq 7:	94.6%	96%
5-min APGAR \geq 7:	98.4%	99.6%
Need for respirational support:	4%	3%

(*) Appearance, Pulse, Grimace, Activity, and Respiration

Annual Report 2021

1587 registrations
(1.67% of all births in Flanders and Brussels)

108 autonomous midwives from Flanders and Brussels



Vlaamse Beroepsorganisatie van Voedvrouwen